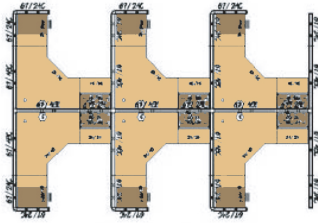


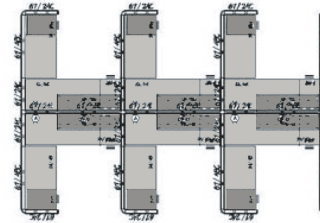
typical configurations

6x6 Administrative Station - Pod of 6



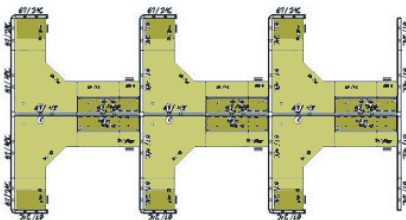
Per Station: (1) BBF Pedestal, (1) 24" Flipper Unit with Tasklight

6x6 "L" Outside Sales Station - Pod of 6



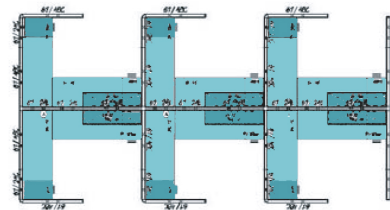
Per Station: (1) BBF Pedestal, (1) FF Pedestal, (1) 48" Flipper Unit with Tasklight

6x8 Accounting Station - Pod of 6



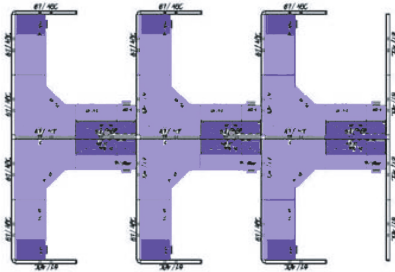
Per Station: (1) BBF Pedestal, (1) FF Pedestal, (1) 48" Flipper Unit with Tasklight

6x8 "L" Sales Station - Pod of 6



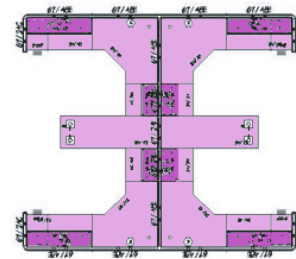
Per Station: (1) BBF Pedestal, (1) FF Pedestal, (1) 48" Flipper Unit with Tasklight

8x8 Engineering Station - Pod of 6



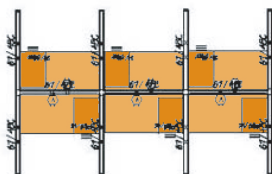
Per Station: (1) BBF Pedestal, (1) FF Pedestal, (1) 48" Flipper Unit with Tasklight

8x14 Team Station - Pod of 2



Per Station: (2) BBF Pedestals, (2) 48" Flipper Units with Tasklights,
(2) 24" Flipper Units with Tasklights

4x4 Call Center - Pod of 6



Per Station: (1) BBF Pedestal

- All panels are 67"h. Panels are powered on spline.
- Your choice of fabric, laminate, paint, and trim.
- Please contact us for pricing on different configurations.

Typical Pod Configurations