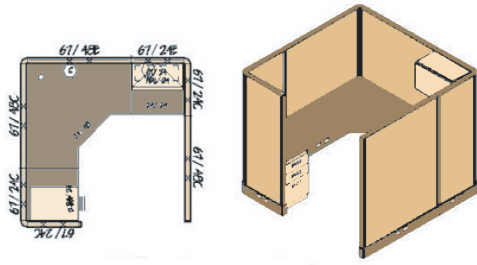


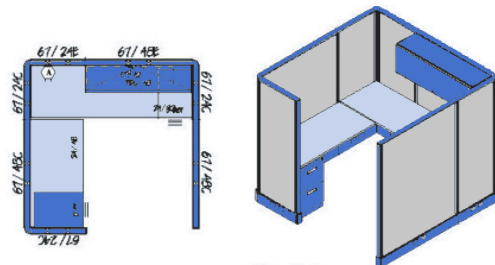
typical configurations

6x6 Administrative Station



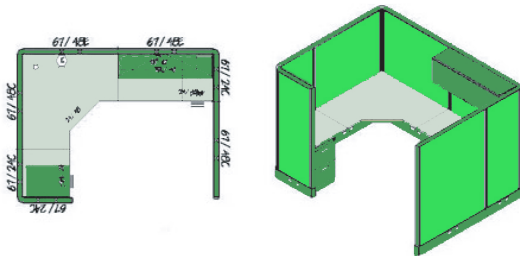
Per Station: (1) BBF Pedestal, (1) 24" Flipper Unit with Tasklight

6x6 "L" Outside Sales Station



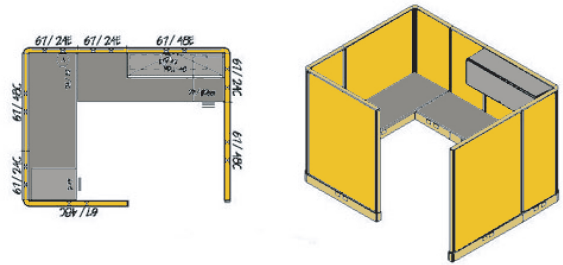
Per Station: (1) BBF Pedestal, (1) FF Pedestal, (1) 48" Flipper Unit with Tasklight

6x8 Accounting Station



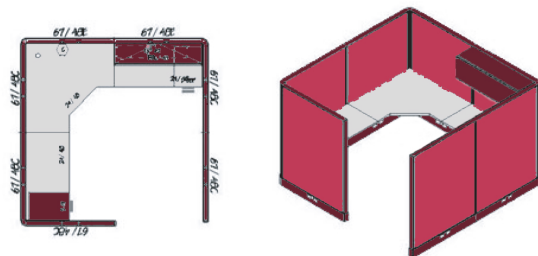
Per Station: (1) BBF Pedestal, (1) FF Pedestal, (1) 48" Flipper Unit with Tasklight

6x8 "L" Sales Station



Per Station: (1) BBF Pedestal, (1) FF Pedestal, (1) 48" Flipper Unit with Tasklight

8x8 Engineering Station



Per Station: (1) BBF Pedestal, (1) FF Pedestal, (1) 48" Flipper Unit with Tasklight

- All panels are 67"h. Panels are powered on spline.
- Your choice of fabric, laminate, paint, and trim.
- Please contact us for pricing on different configurations.

Typical Single Configurations